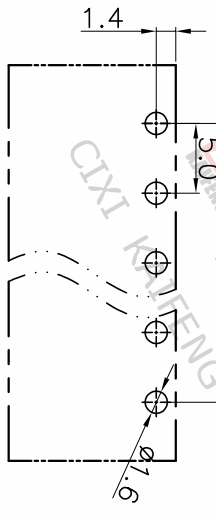
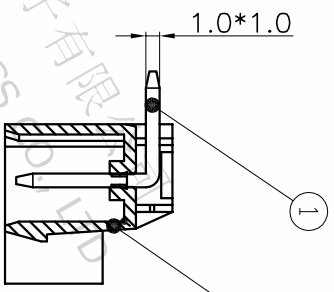
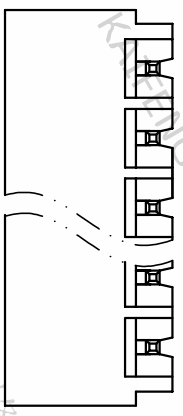
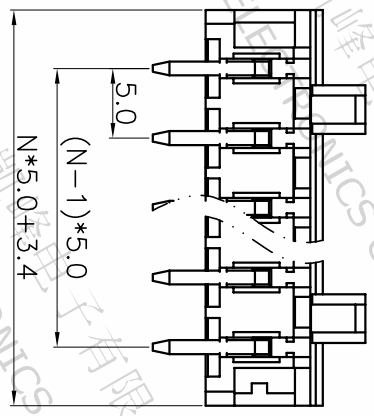


REV.	DESCRIPTION	DATE	DRAFTER	APPROVER
A1	DWG.REL	2020.06.10	DENG	JIN

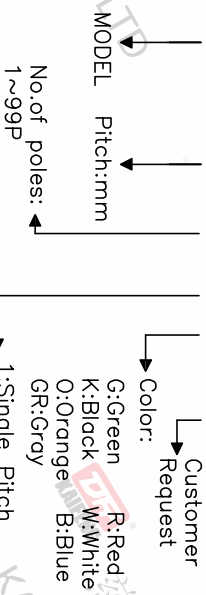


P.C.B.LAYOUT

- Material  
①Pin header:Copper alloy,Tin plated  
②Housing: PA66, UL94V-0
- Electrical  
UL IEC  
Rated Voltage: 300V 400V  
Rated Corrent: 15A 16A  
Contact Resistance: 20mΩ  
Insulation Resistance: 500MΩ/DC500V  
Withstanding Voltage: AC1500V/1Min
- Mechanical  
Temperature Range: -30°C ~ +105°C  
MAX Soldering: +250°C,(5 Seconds)
- RoHS compliance

HOW TO ORDER

KF450-R-5.0-XXP-1 X-XXXXX



Pitch range	Nomindl. dimension	range	0.1/1.0
>0	>6	>10	>0
~	~	~	~
6	10	24	30
±2	±0.15	±0.20	±0.30
	±0.30	±0.30	±0.50
	±0.50	±0.70	±1.00
	±1.00	±1.30	±2

DRAWING TYPE	CUSTOMER DRAWING
SCALE	1:1
SHEET	1 OF 1
DRAWING NO.	W16000092

PROJECTION	TITLE
UNIT	KF450-R-5.0-XXP-1X
mm	
SHEET SIZE	A4
A4	
SERIES	KF450

**DFE**  
慈溪市凯峰电子有限公司  
CIXI KAIFENG ELECTRONICS CO.,LTD