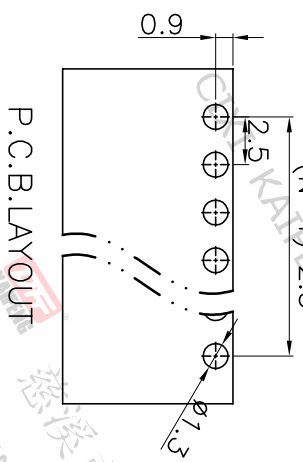
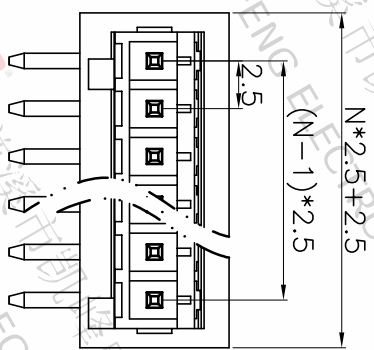
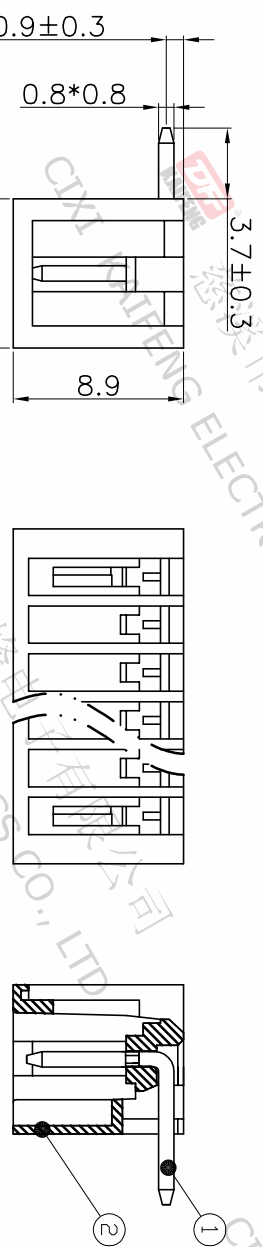


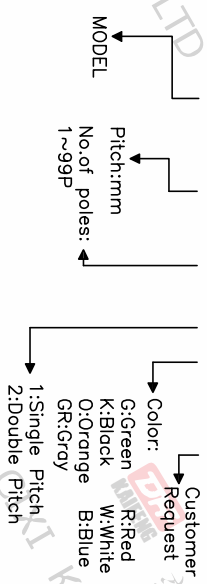
REV	DESCRIPTION	DATE	DRAFTER	APPROVER
A1	DWG.REL	2020.06.04	DENG	JIN



- Material
①Pin header:Copper alloy,Tin plated
②Housing: PA66, UL94V-0
- Electrical UL IEC
Rated Voltage: 300V 160V
Rated Current: 5A 6A
Contact Resistance: 20mΩ
Insulation Resistance: 500MΩ/DC500V
Withstanding Voltage: AC1500V/1Min
- Mechanical
Temperature Range: -30°C ~ +105°C
MAX Soldering: +250°C.(5 Seconds)
- RoHS compliance

HOW TO ORDER

KF425-R-2.5-XXP-1 X-XXXXX



P.C.B.LAYOUT

Pitch range	Nominal dimension range	PROJECTION	UNIT	TITLE
>0	>0	0.1/10	mm	KF425-R-2.5-XXP-1X
>6	>30	1/10	mm	
~	~	~	~	~
6	60	1.50	mm	
10	100	1.50	mm	
24	150	1.50	mm	
30	150	1.50	mm	
±0.15	±0.30	±0.50	±1.00	±1.30
				±2'

DRAWING TYPE	CUSTOMER DRAWING
SCALE	1:1
SHEET	1 OF 1
DRAWING NO.	W16000032

DF 慈溪市凯峰电子有限公司
CIXI KAIFENG ELECTRONICS CO.,LTD