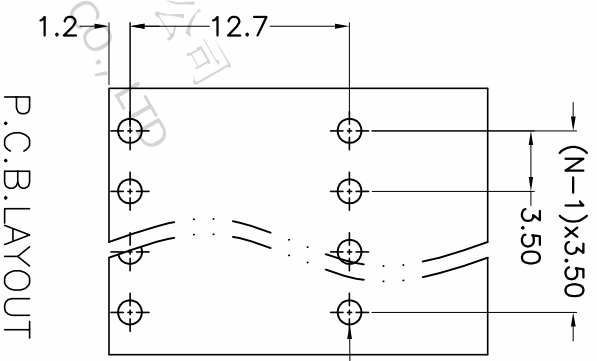
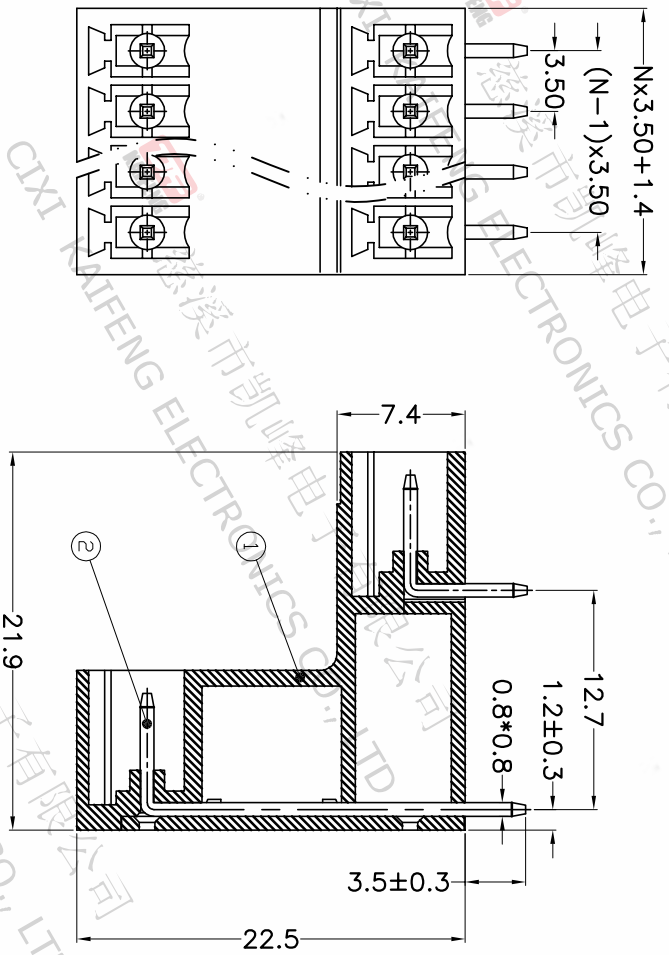


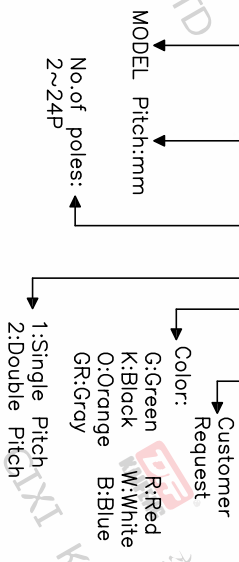
REV.	DESCRIPTION	DATE	DRAFTER	APPROVER
A1	DWG.REL	2020.6.02	ZHANG	JIN



P.C.B. LAYOUT

- Material  
 @Housing : PA66, UL94V-0  
 @Pin header : Copper alloy, Tin plated
- Electrical  
 UL IEC  
 Rated voltage : 300V 250V  
 Rated current : 8A 7A  
 Contact resistance : 20mΩ(Max)  
 Insulation resistance: 500MΩ/DC500V  
 Withstanding Voltage : AC1500V/1min
- Mechanical  
 Operating temperature: -40°C~+105°C  
 Soldering temperature: 250°C±5/5sec
- RoHS compliance

HOW TO ORDER  
 KF12ETR-3.5-2\*XXP-1 X-XXXX



Pitch range	Nominal dimension range	PROJECTION
>0	>0	0.1/10
~6	~30	□
~10	~60	□
~24	~100	□
±0.15	±0.30	□
±0.20	±0.50	□
±0.30	±0.70	□
±0.50	±1.00	□
±1.00	±1.30	□
±2		□

**DF** 慈溪市凯峰电子有限公司  
 CIXI KAIFENG ELECTRONICS CO.,LTD

DRAWING NO. W10001422

SCALE 1:1 SHEET 1 OF 1

DRAWING TYPE CUSTOMER DRAWING

SHEET SIZE A4

SERIES KF12ETR

TITLE KF12ETR-3.5-2\*XXP-1X