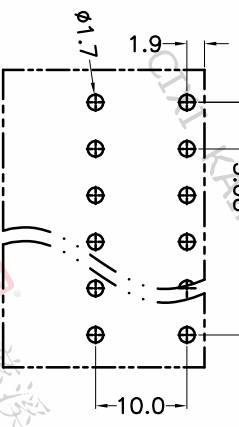
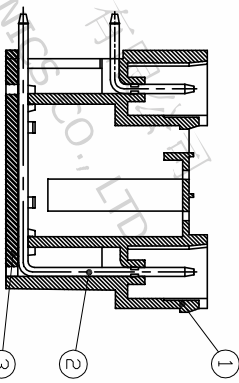
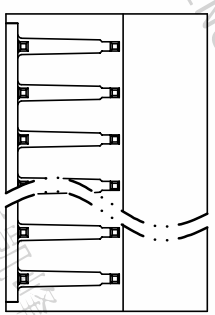
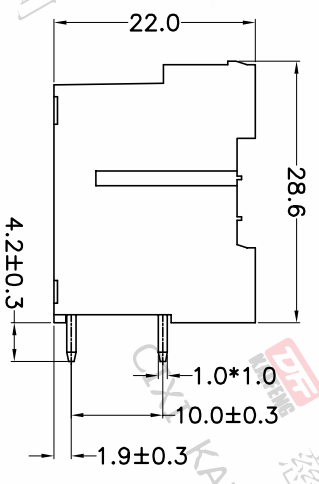
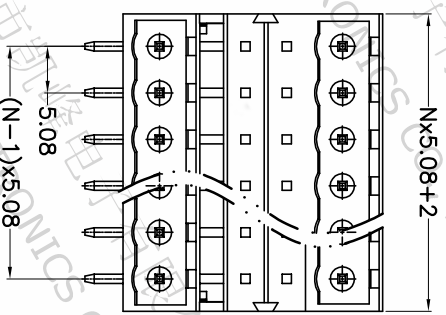


REV.	DESCRIPTION	DATE	DRAFTER	APPROVER
A1	DWG.REL	2020.5.20	ZHANG	JIN



P.C.B. LAYOUT

Pitch range	Nominal dimension range	PROJECTION
>0	>0	0.1/10
>6	>30	□
~	~	□
6	60	□
10	100	□
24	150	□
±0.15	±0.30	±2°
±0.20	±0.50	±2°
±0.30	±0.70	±2°
±1.00	±1.30	±2°

DRAWING TYPE	CUSTOMER DRAWING
SCALE	1:1
SHEET	1 OF 1
DRAWING NO.	W10001782

PROJECTION	UNIT	TITLE
□	mm	KF1026R-5.08-2*XXP-1X
□	A4	SHEET SIZE
□	A4	SERIES
□	KF1026R	

- Material  
 ①Housing : PA66, UL94V-0  
 ②Pin header : Copper alloy, Tin plated  
 ③Cover : PA66, UL94V-0
- Electrical  
 UL IEC  
 Rated voltage : 300V 320V  
 Rated current : 15A 20A  
 Contact resistance : 20mΩ(Max)  
 Insulation resistance: 500MΩ/DC500V  
 Withstanding Voltage : AC2000V/1min
- Mechanical  
 Operating temperature: -40°C ~ +105°C  
 Soldering temperature: 250°C ±5 / 5sec
- RoHS compliance

HOW TO ORDER  
 KF1026R-5.08-2\*XXP-1 X-XXXXX

MODEL Pitch:mm  
 No. of poles: 2~24P  
 Color: Customer Request  
 G:Green K:Black R:Red  
 O:Orange W:White  
 GR:Gray B:Blue  
 1:Single Pitch  
 2:Double Pitch

**DF** 慈溪市凯峰电子有限公司  
 CIXI KAIFENG ELECTRONICS CO.,LTD