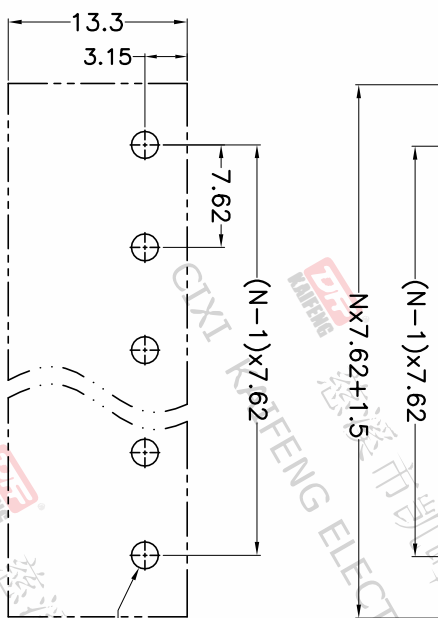
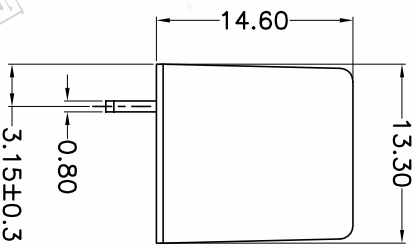
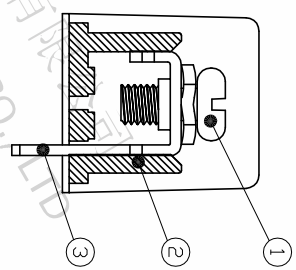
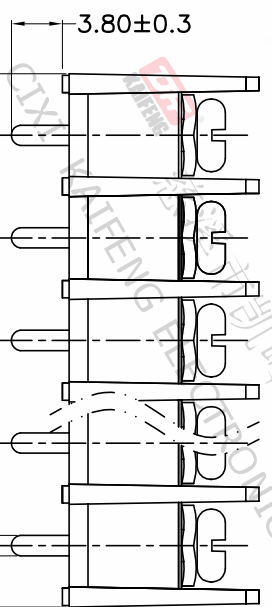
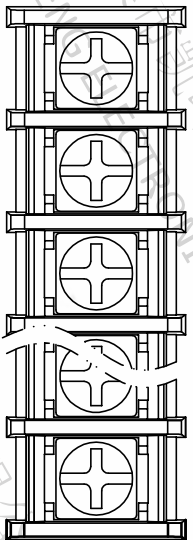


REV.	DESCRIPTION	DATE	DRAFTER	APPROVER
A1	DWG.REL	2020.05.20	LiuZH	JIN



P.C.B. LAYOUT

Pitch range	Nominal dimension range	PROJECTION
>0	>0	0.1/10
>6	>30	≤
~	~	≤
~	~	±2°
6	60	
10	100	
24	150	
±0.15	±0.30	
±0.20	±0.30	
±0.30	±0.50	
±0.50	±0.70	
±1.00	±1.00	
±1.30	±1.30	

DRAWING TYPE	CUSTOMER DRAWING
SCALE	1:1
SHEET	1 OF 1
DRAWING NO.	W12000552

- Material
 - ①Screws : M3.0 steel, Ni plated
 - ②Housing : PA66,UL94V-0
 - ③Terminal : Brass, Tin plated

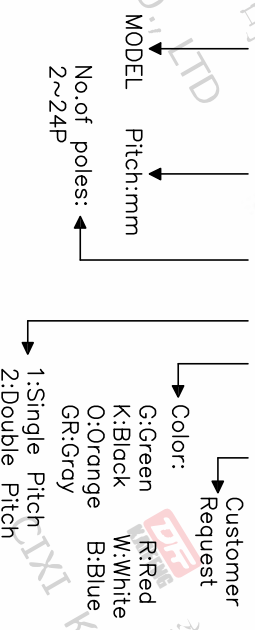
- Electrical
 - UL IEC
 - Rated voltage : 300V 250V
 - Rated current : 15A 24A
 - Contact resistance : 20mΩ(Max)
 - Insulation resistance: 500MΩ/DC500V
 - Withstanding Voltage : AC2000V/1min
 - Wire range: 22-14AWG 2.5mm²

- Mechanical
 - Operating temperature: -40°C ~ +105°C
 - Soldering temperature:250°C ±5/5sec
 - Torque: 0.5N.m (4.43lb.in)

• RoHS compliance

HOW TO ORDER

KF-25S-7.62-XXP-1 X-XXXXX



TITLE KF-25S-7.62-XXP-1X

PROJECTION	UNIT	SHEET SIZE	SERIES
mm	A4		KF-25S

DF 慈溪市凯峰电子有限公司
CIXI KAIFENG ELECTRONICS CO.,LTD

